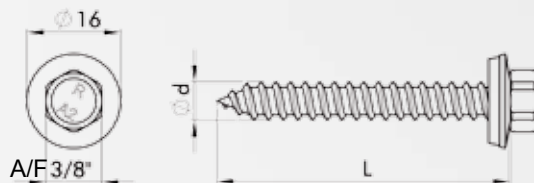





Facade screw type A Stainless steel A2 FABA-A-6,5 x L E16



- Pre-drilling according to pre-drill table on page 66
- With technical approval
- Zinc-slide coating
- With captive sealing washer stainless steel A2/EPDM
- For fastening profiles onto wood substructures
- Steel sheet up to 1,5 mm and aluminium substructure up to 2,0 mm

Designation	Ø d x L mm	Washer EPDM Ø	Grip thickness steel and aluminium mm	Grip thickness wood mm	EAN Item No.	Pack
FABA-A	6,5 x 19	E16	9	-	4005674 42515 5 000331V020-0650196-1	500
	6,5 x 19	E16	9	-	4005674 45602 9 000331V020-0650192-1	100
	6,5 x 25	E16	15	-	4005674 42516 2 000331V020-0650256-1	500
	6,5 x 25	E16	15	-	4005674 53145 0 000331V020-0650252-1	100
	6,5 x 32	E16	22	2	4005674 42517 9 000331V020-0650326-1	500
	6,5 x 32	E16	22	2	4005674 44415 6 000331V020-0650322-1	100
	6,5 x 38	E16	28	8	4005674 42518 6 000331V020-0650386-1	500
	6,5 x 38	E16	28	8	4005674 45604 3 000331V020-0650382-1	100

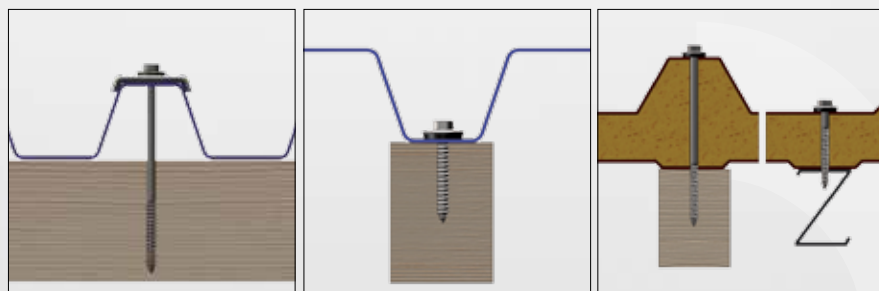
Technical information:

- Recommended screw-in depth in wood min. 26 mm
- Recommended screw-in depth for sandwich elements min. 45 mm
- Up to length 25 mm: Technical approval only for steel and aluminium substructure

Please note:

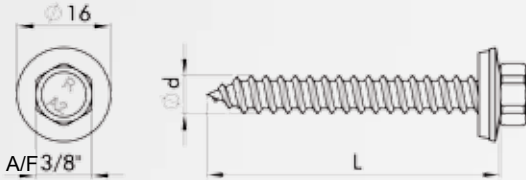
Also available with E19 sealing washer on request.

As a matter of principle, please pay attention to the data as specified in the technical approval Z-14.1-4, appendix 4.22 and Z-14.4-407, appendix 5.4 and Z-14.1-537, appendix 4.1.12/4.2.12





Facade screw type A Stainless steel A2 FABA-A-6,5 x L E16



- Pre-drilling according to pre-drill table on page 66
- With technical approval
- Zinc-slide coating
- With captive sealing washer stainless steel A2/EPDM
- For fastening profiles onto wood substructures
- Steel sheet up to 1,5 mm and aluminium substructure up to 2,0 mm

Designation	Ø d x L mm	Washer EPDM Ø	Grip thickness steel and aluminium mm	Grip thickness wood mm	EAN Item No.	Pack
FABA-A-	6,5 x 45	E16	35	15	4005674 42519 3 000331V020-065045E-1	300
	6,5 x 45	E16	35	15	4005674 51955 7 000331V020-0650452-1	100
	6,5 x 50	E16	40	20	4005674 42520 9 000331V020-065050E-1	300
	6,5 x 50	E16	40	20	4005674 41229 2 000331V020-0650502-1	100
	6,5 x 64	E16	54	34	4005674 42521 6 000331V020-065064E-1	300
	6,5 x 64	E16	54	34	4005674 41587 3 000331V020-0650642-1	100
	6,5 x 75	E16	65	45	4005674 42522 3 000331V020-065075E-1	300
	6,5 x 75	E16	65	45	0 4005674 41595 8 000331V020-0650752-1	100

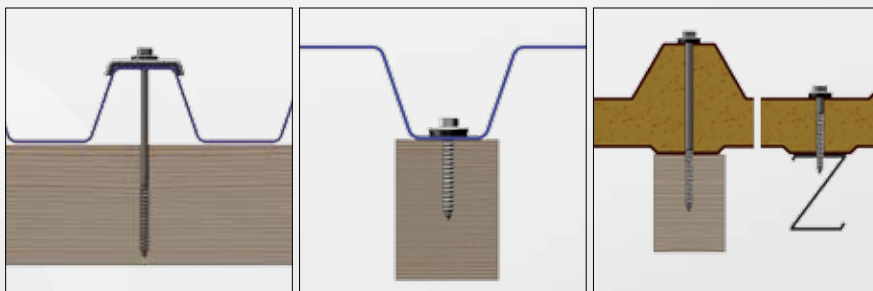
Technical information:


- Recommended screw-in depth in wood min. 26 mm
- Recommended screw-in depth for sandwich elements min. 45 mm

Please note:


Also available with E19 sealing washer on request.

As a matter of principle, please pay attention to the data as specified in the technical approval Z-14.1-4, appendix 4.22 and Z-14.4-407, appendix 5.4 and Z-14.1-537, appendix 4.1.12/4.2.12





Facade screw type A Stainless steel A2 FABA-A-6,5 x L E16



- Pre-drilling according to pre-drill table on page 66
- With technical approval
- Zinc-slide coating
- Partial thread 70 mm
- With captive sealing washer stainless steel A2/EPDM
- For fastening profiles onto wood substructures
- Steel sheet up to 1,5 mm and aluminium substructure up to 2,0 mm

Designation	Ø d x L mm	Washer EPDM Ø	Grip thickness steel and aluminium mm	Grip thickness wood mm	EAN Item No.	Pack
FABA-A-	6,5 x 90	E16	25-80	60	4005674 41606 1 000331V020-0650902-1	100
	6,5 x 100	E16	35-90	70	4005674 40155 5 000331V020-0651002-1	100
	6,5 x 115	E16	50-105	85	4005674 40156 2 000331V020-0651152-1	100
	6,5 x 130	E16	65-120	100	4005674 40157 9 000331V020-0651302-1	100
	6,5 x 150	E16	85-140	120	4005674 40187 6 000331V020-0651502-1	100
	6,5 x 175	E16	110-165	145	4005674 47404 7 000331V020-0651752-1	100
	6,5 x 200	E16	135-190	170	4005674 47405 4 000331V020-0652002-1	100

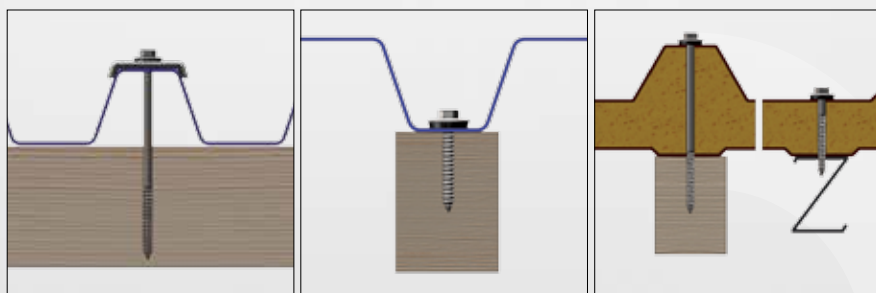
Technical information:


- Recommended screw-in depth in wood min. 26 mm
- Recommended screw-in depth for sandwich elements min. 45 mm

Please note:

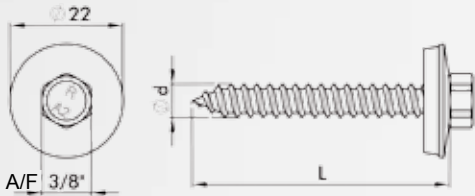
Also available with E19 sealing washer on request.

As a matter of principle, please pay attention to the data as specified in the technical approval Z-14.1-4, appendix 4.22 and Z-14.4-407, appendix 5.4 and Z-14.1-537, appendix 4.1.12/4.2.12





Facade screw type A Stainless steel A2 FABA-A-6,5 x L E22



- Pre-drilling according to pre-drill table on page 66
- With technical approval
- Zinc-slide coating
- With captive sealing washer stainless steel A2/EPDM
- For fastening profiles onto wood substructures
- Steel sheet up to 1,5 mm and aluminium substructure up to 2,0 mm

Designation	Ø d x L mm	Washer EPDM Ø	Grip thickness steel and aluminium mm	Grip thickness wood mm	EAN Item No.	Pack
FABA-A-	6,5 x 19	E22	9	-	4005674 58723 5 002331V020-0650192-1	100
	6,5 x 25	E22	15	-	4005674 58725 9 002331V020-0650252-1	100
	6,5 x 32	E22	22	2	4005674 58727 3 002331V020-0650322-1	100
	6,5 x 38	E22	28	8	4005674 58729 7 002331V020-0650382-1	100
	6,5 x 45	E22	35	15	4005674 58732 7 002331V020-0650452-1	100
	6,5 x 50	E22	40	20	4005674 44974 8 002331V020-0650502-1	100
	6,5 x 64	E22	54	34	4005674 56359 8 002331V020-0650642-1	100
	6,5 x 75	E22	65	45	4005674 54942 4 002331V020-0650752-1	100

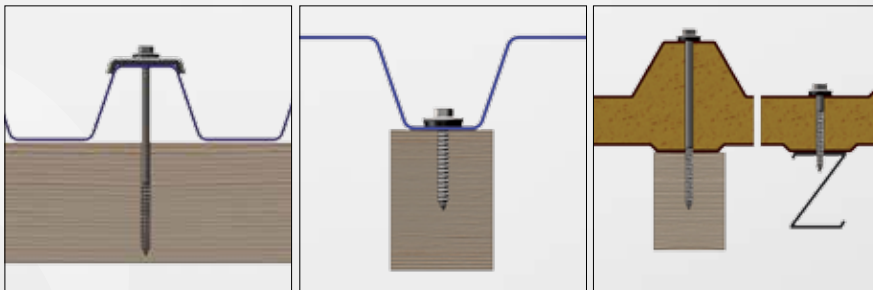
Technical information:


- Recommended screw-in depth in wood min. 26 mm
- Recommended screw-in depth for sandwich elements min. 45 mm

Please note:

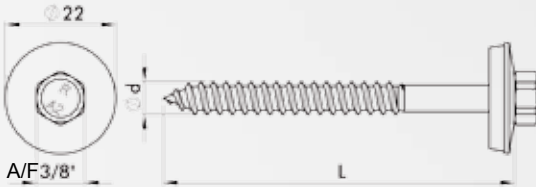
Also available with E19 sealing washer on request.

As a matter of principle, please pay attention to the data as specified in the technical approval Z-14.1-4, appendix 4.22 and Z-14.4-407, appendix 5.4 and Z-14.1-537, appendix 4.1.12/4.2.12





Facade screw type A Stainless steel A2 FABA-A-6,5 x L E22



- Pre-drilling according to pre-drill table on page 66
- With technical approval
- Zinc-slide coating
- Length of partial thread 70 mm
- With captive sealing washer stainless steel A2/EPDM
- For fastening profiles onto wood substructures
- Steel sheet up to 1,5 mm and aluminium substructure up to 2,0 mm

Designation	Ø d x L mm	Washer EPDM Ø	Grip thickness steel and aluminium mm	Grip thickness wood mm	EAN Item No.	Pack
FABA-A-	6,5 x 90	E22	25-80	60	4005674 44975 5 002331V020-0650902-1	100
	6,5 x 100	E22	35-90	70	4005674 51497 2 002331V020-0651002-1	100
	6,5 x 115	E22	50-105	85	4005674 46902 9 002331V020-0651152-1	100
	6,5 x 130	E22	65-120	100	4005674 47313 2 002331V020-0651302-1	100
	6,5 x 150	E22	85-140	120	4005674 44247 3 002331V020-0651502-1	100
	6,5 x 175	E22	110-165	145	4005674 46353 9 002331V020-0651752-1	100
	6,5 x 200	E22	135-190	170	4005674 47740 6 002331V020-0652002-1	100

Technical information:

- Recommended screw-in depth in wood min. 26 mm
- Recommended screw-in depth for sandwich elements min. 45 mm

Please note:

Also available with E19 sealing washer on request.

As a matter of principle, please pay attention to the data as specified in the technical approval Z-14.1-4, appendix 4.22 and Z-14.4-407, appendix 5.4 and Z-14.1-537, appendix 4.1.12/4.2.12

